



**GREEN
LANTERN
CAPITAL
LLP**

MAY 2026

SEBI REGISTRATION : INP000005829

www.greenlanterncapital.in

GROWTH FUND

SMALL & MID CAP

The fund's strategy is designed to deliver superior risk-adjusted returns across varying market conditions by focusing predominantly on mid- and small-cap companies. These segments often offer significant growth potential, yet require disciplined research and prudent selection to manage inherent volatility.

The portfolio is carefully constructed around businesses that are industry leaders or emerging leaders within their sectors, demonstrate the ability to consistently generate healthy returns on equity (ROE), and are available at valuations that provide a significant margin of safety.

TIMELINE	GROWTH FUND	BSE 500 TRI	OUTPERFORMANCE
1 Month	-0.29%	-0.17%	-0.12%
3 Months	7.65%	-2.34%	9.99%
6 Months	9.40%	-5.39%	14.79%
1 Year	7.89%	-0.07%	7.96%
2 Years	8.92%	4.14%	4.78%
3 Years	37.85%	13.46%	24.39%
4 Years	38.16%	13.31%	24.85%
5 Years	34.86%	12.29%	22.57%
7 Years	32.34%	13.89%	18.45%
Since Inception	23.17%	12.54%	10.63%

Note:

All returns are calculated using TWRR and reported net of fees and expenses.

Returns for 1 year and below are presented as absolute, while returns for periods above 1 year are annualized.

All data points are since inception, unless stated otherwise.

AUM

•INR 1,626.10 Crs

MARKET CAP

•Average: INR 87,707.96 Crs

•Median: INR 27,339.22 Crs

NO. OF COMPANIES

•20 - 30

FUND MANAGERS

•Mr. Abhishek Bhardwaj

•Mr. Pradeep Gokhale

FEE STRUCTURE

•1.5% Fixed Management Fee + 12% Performance Fee Over 10% Hurdle (compounded)

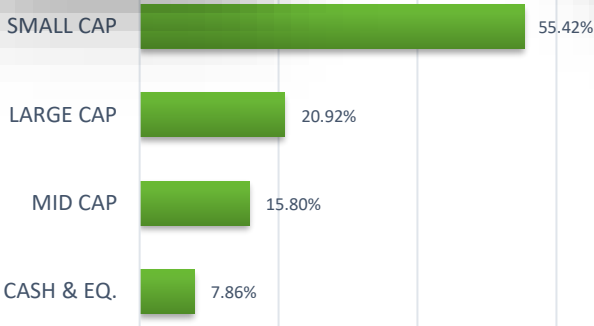
•3% (Year1) and 2% (Year2) Exit Load

	1 MONTH	1 YEAR
Churn Ratio	0.06	0.89

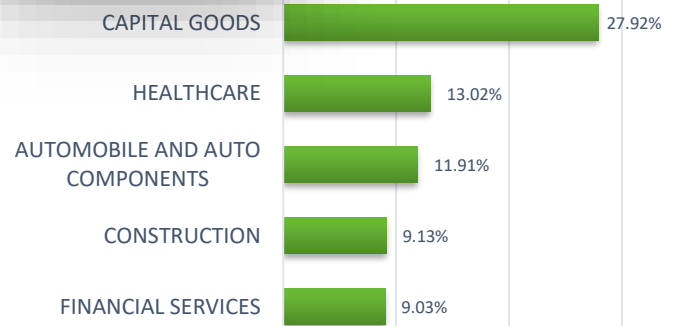
As per SEBI, i.e. Higher of Purchase or Sales in the month/ Average AUM

5 Years	GROWTH FUND	BSE 500 TRI
Sharpe Ratio	1.74	0.88
CAPM Beta	0.86	1.00
Std. Deviation	18.30	14.48

MARKET CAP



TOP 5 SECTORS



ALPHA FUND

LARGE & MID CAP

The fund's strategy seeks to deliver superior risk-adjusted returns across diverse market conditions by investing primarily in large-cap and large mid-cap companies, within the flexibility of a broad multi-cap allocation framework. This approach combines the stability of established businesses with the growth potential of rising leaders, creating a balanced and resilient portfolio.

The fund focuses on building a carefully curated basket of market leaders - companies distinguished by robust balance sheets, strong earnings growth, and consistent free cash flow generation. By emphasizing financial strength and sustainable performance, the strategy aims to generate steady compounding and invest capital consciously while capturing growth opportunities across sectors.

TIMELINE	ALPHA FUND	BSE 500 TRI	OUTPERFORMANCE
1 Month	1.06%	-0.17%	1.23%
3 Months	8.06%	-2.34%	10.40%
6 Months	10.87%	-5.39%	16.26%
1 Year	13.55%	-0.07%	13.62%
2 Years	11.91%	4.14%	7.77%
3 Years	31.57%	13.46%	18.11%
4 Years	30.28%	13.31%	16.97%
5 Years	25.99%	12.29%	13.70%
Since Inception	31.20%	14.94%	16.26%

Note:
All returns are calculated using TWRR and reported net of fees and expenses.
Returns for 1 year and below are presented as absolute, while returns for periods above 1 year are annualized.
All data points are since inception, unless stated otherwise.

AUM

•INR 61.54 Crs

MARKET CAP

•Average: INR 1,39,627.70 Crs
•Median: INR 61,952.55 Crs

NO. OF COMPANIES

•20 - 30

FUND MANAGERS

•Mr. Abhishek Bhardwaj
•Mr. Pradeep Gokhale

FEE STRUCTURE

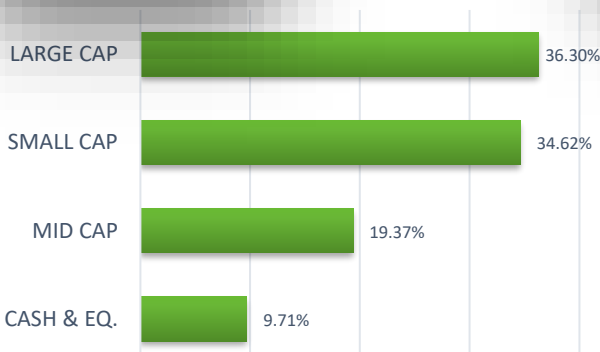
•1.5% Fixed Management Fee + 12% Performance Fee Over 10% Hurdle (compounded)
•3% (Year1) and 2% (Year2) Exit Load

	1 MONTH	1 YEAR
Churn Ratio	0.10	0.65

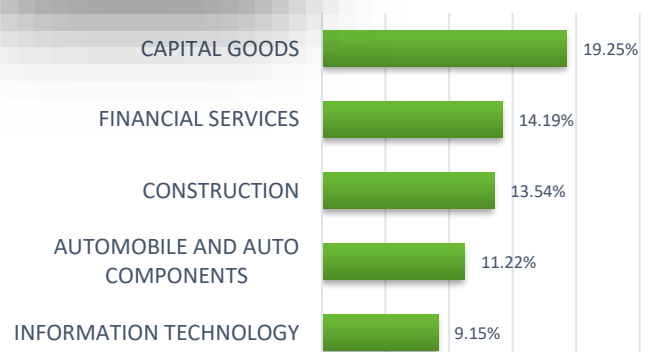
As per SEBI, i.e. Higher of Purchase or Sales in the month/ Average AUM

5 Years	ALPHA FUND	BSE 500 TRI
Sharpe Ratio	1.51	0.88
CAPM Beta	0.91	1.00
Std. Deviation	16.35	14.48

MARKET CAP



TOP 5 SECTORS





GREEN
LANTERN
CAPITAL
LLP

CONTACT US

ADDRESS

Green Lantern Capital LLP, A-501, Takshashila, Plot No.1,
Samant Estate, Goregaon (East), Mumbai - 400 063

PHONE

Landline : 022 6946 8700

Mobile : +91 82913 65946

EMAIL

investor@glcapital.in

REGISTRATION

SEBI Registration Number : INP000005829

LLP Identification Number : AAH-9384

DISCLAIMER

The views expressed herein are personal opinions and are meant solely for general information purposes. They do not constitute professional advice, guidelines, recommendations, or a solicitation to engage in any investment activity. This document has been prepared based on publicly available information, internally developed data, and sources believed to be reliable; however, Green Lantern Capital LLP and its Partners, employees, affiliates, or representatives do not guarantee the accuracy, completeness, adequacy, or reliability of any information contained herein.

Prospective Clients are expected to independently evaluate all relevant risk factors, including financial position, investment objectives, risk-return profile, tax implications, and personal circumstances before making any investment or disinvestment decision. Readers are strongly advised to seek independent professional, legal, and tax advice and to rely on their own investigations before acting on any information provided herein.

Investments in securities and investment products are subject to multiple risks, including but not limited to market risk, economic risk, political risk, business risk, financial risk, liquidity risk, interest-rate risk, credit risk, settlement risk, and reinvestment risk. There are no assurances or guarantees that the objectives of any product, strategy, or portfolio will be achieved. Product names or past performance in any manner do not indicate future performance, nor do they serve as any assurance of returns. Investment performance may be adversely affected by market conditions, broader macro/microeconomic factors, and the performance of individual companies.

Green Lantern Capital LLP, its employees, Partners, fund managers, or affiliates may, from time to time, have long or short positions, or may buy or sell securities, sectors, or instruments referred to in this material. Green Lantern Capital LLP and its affiliates shall not be liable for any direct, indirect, incidental, special, punitive, consequential, or exemplary loss or damages, including loss of profits, arising from the use of this material or from any investment decision taken based on the information or opinions provided. Further, Green Lantern Capital LLP shall not be liable for losses arising from inaccurate, incomplete, or misleading instructions provided by clients, whether orally or in writing.

Investment performance of each investor's portfolio may differ from that of other investors and from the performance of the Investment Approach as a whole due to factors including, but not limited to timing of inflows and outflows, portfolio composition, market conditions at the time of investment, and Client-specific constraints or instructions.

Data relating to past performance is as uploaded on the SEBI website. Individual results may vary depending on the date of onboarding. A comparison of performance relative to other Portfolio Managers within a strategy (where applicable) may be accessed at the APMI website.

This document has neither been approved nor disapproved by SEBI, nor has SEBI certified the adequacy or accuracy of its contents. Investments may not be suitable for all categories of investors. Non-diversified portfolios may be subject to higher volatility compared to diversified portfolios.

Green Lantern Capital LLP is a SEBI-registered Portfolio Manager. Please read the Disclosure Document carefully before investing.